



# Chinese Lantern



--	--	--	--	--	--	--



# 1 TIMOTHY 4:12

Directions: Use the key below to fill in the blanks and complete 1 Timothy 4:12.

“ $\frac{\quad}{4} \frac{\quad}{15} \frac{\quad}{14}$ ’t let anyone  $\frac{\quad}{12} \frac{\quad}{15} \frac{\quad}{15} \frac{\quad}{11}$  down on you

$\frac{\quad}{2} \frac{\quad}{5} \frac{\quad}{3} \frac{\quad}{1} \frac{\quad}{21} \frac{\quad}{19} \frac{\quad}{5}$  you are young, but  $\frac{\quad}{19} \frac{\quad}{5} \frac{\quad}{20}$  an

example for the  $\frac{\quad}{2} \frac{\quad}{5} \frac{\quad}{12} \frac{\quad}{9} \frac{\quad}{5} \frac{\quad}{22} \frac{\quad}{5} \frac{\quad}{18} \frac{\quad}{19}$  in

$\frac{\quad}{19} \frac{\quad}{16} \frac{\quad}{5} \frac{\quad}{5} \frac{\quad}{3} \frac{\quad}{8}$ , in life, in love, in  $\frac{\quad}{6} \frac{\quad}{1} \frac{\quad}{9} \frac{\quad}{20} \frac{\quad}{8}$


and in  $\frac{\quad}{16} \frac{\quad}{21} \frac{\quad}{18} \frac{\quad}{9} \frac{\quad}{20} \frac{\quad}{25}$ .”

## Key

A=1	D=4	G=7	J=10	M=13	P=16	S=19	V=22	Y=25
B=2	E=5	H=8	K=11	N=14	Q=17	T=20	W=23	Z=26
C=3	F=6	I=9	L=12	O=15	R=18	U=21	X=24	



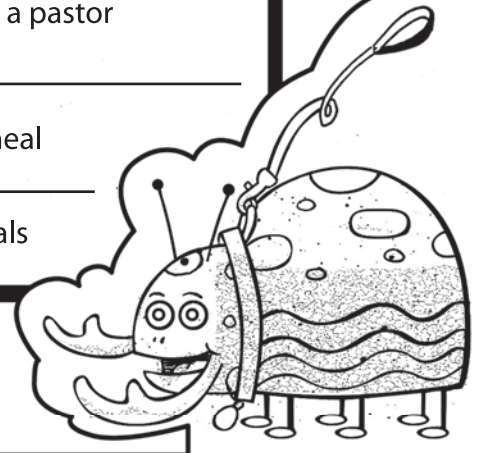
## The Japanese Me— How Easy Will the Custom Be?



**Easy to Do**

**Hard to Do**

• eat dough balls made from octopus	• attend classes each night after school
• learn Judo	• wear school uniforms
• have a stag beetle as a pet	• read books from back to front
• remove shoes before entering a house or restaurant	• bow when meeting a pastor or teacher
• roll up your bed every day	• drink tea at every meal
• wear zori sandals (flip-flops)	• eat rice at most meals



Activity Sheet 7  
Lesson 4, China  
Prisoners in Waiting



只是我告诉你们这  
听道的人，你们的  
仇敌，要爱他！恨  
你们的，要待他好！

---

"But I tell you who hear me: Love your enemies,  
do good to those who hate you" (Luke 6:27).





# BioPoem

Directions: Answer each question with a word or phrase to complete the BioPoem.

1. What is the first name of the main character? 1. \_\_\_\_\_
2. Where does Jonate live? 2. \_\_\_\_\_
3. What three words or phrases best describe Jonate? 3. \_\_\_\_\_
4. Who does Jonate love? 4. \_\_\_\_\_
5. How did Jonate feel at the time of the story? 5. \_\_\_\_\_
6. What did Jonate fear? 6. \_\_\_\_\_
7. What did Jonate want to see happen? 7. \_\_\_\_\_
8. What is Jonate's last name? 8. \_\_\_\_\_

# BioPoem

Activity Sheet 9 B  
Lesson 5, Fiji  
BioPoem

Directions: For each letter in Jonate's name, print a word or phrase that describes him.

J \_\_\_\_\_  
O \_\_\_\_\_  
N \_\_\_\_\_  
A \_\_\_\_\_  
T \_\_\_\_\_  
E \_\_\_\_\_

Activity Sheet 12  
Lesson 6, Samoa  
Fishers of Men


**Directions:** Write your answer to the following question on the lines below:  
**How can you be "fishers of men?"**

[illegible]

Student's Name \_\_\_\_\_




# BOARDING PASS




Directions: Complete the following facts to learn about New Zealand.

1. New Zealand's two major \_\_\_\_\_ and a number of small islands lie southeast of \_\_\_\_\_.
2. New Zealand has more than 46 million \_\_\_\_\_.  
That equals more than \_\_\_\_\_ sheep for every person living in New Zealand.
3. The Maori people were the \_\_\_\_\_ New Zealanders.  
Maori, along with \_\_\_\_\_, are the official languages.
4. The kiwi \_\_\_\_\_, the national bird of New Zealand, cannot \_\_\_\_\_, and its nostrils are on the end of its long beak.
5. New Zealanders are nicknamed the \_\_\_\_\_.
6. New Zealanders are known around the world for their skill in \_\_\_\_\_, \_\_\_\_\_, and \_\_\_\_\_ sports.



# Aborigine Lost

Directions: Unscramble  
and write each word in  
a matching footprint.



“How, then, can they call on the one they have not believed in?  
And how can they believe in the one of whom they have not heard?  
And how can they hear without someone preaching to them?


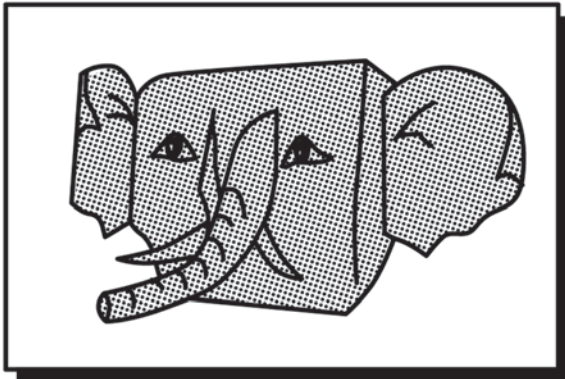
And how can they preach unless they are sent?

As it is written, ‘How beautiful are the feet of those who bring good news!’”

(Romans 10:14-15)



Activity Sheet 17  
Lesson 9, Thailand  
The Making of an Asian Elephant



Trunk

Fold

Cut 2 from brown paper

Tusk

Cut 2 from white paper

Fold

Ear


Fold

Cut 2 from brown paper

Activity Sheet 19  
Lesson 10, Philippines  
Track the Tarsier

# Track the Tarsier

Directions: Find the Tarsier hiding in the rain forest. Then color his huge eyes brown and his fur brown, lighter on the belly. Add shades of green to the rain forest.







# THE DISASTER FACTOR

Directions: Match the name of the natural disaster with its definition.

earthquake \_\_\_\_

tsunami \_\_\_\_

hurricane \_\_\_\_

typhoon \_\_\_\_


tornado \_\_\_\_

flood \_\_\_\_

volcano \_\_\_\_

drought \_\_\_\_


- a. a hurricane that happens in Southeast Asia
- b. when a large amount of water gathers after a lot of rain
- c. when there is no rain
- d. when the earth's plates move against each other
- e. an opening in the earth's crust through which molten lava, ash, and gases are ejected
- f. a huge, destructive wave caused by an underwater earthquake
- g. when warm and cool air meet, air begins to rotate, forming a cone that drops from the bottom of a cloud
- h. a fierce, rotating storm that begins over the ocean





# Stick Figure Stories

Directions: Use the four stick figure pictures to tell a story about Jesus.



Jesus was born in a stable.

Jesus died on a cross for our sins.

Jesus was raised from the dead.

Jesus ascended into heaven.