


# The Many Faces of Africa

Directions: Find all of the faces of Blessing and Happiness in the African scenes below.



# Island Detectives

**Directions:** Read each Bible verse and answer the question with a key word from the verse. Write the key word on the line. Then draw a line to match the word with its symbol.

1. **Boa Vista** – Matthew 4:18. What activity do people enjoy in *Cape Verde*? \_\_\_\_\_
2. **Brava** – Luke 12:34. What is the shape of the island? \_\_\_\_\_
3. **Fogo** – Isaiah 52:7. Where do people share the Good News in *Cape Verde*? \_\_\_\_\_
4. **Maio** – Matthew 13:23. What is used to produce the crops on this island? \_\_\_\_\_
5. **Sal** – Matthew 5:13. What is mined on this island? \_\_\_\_\_
6. **Santa Antão** – Matthew 7:16a. What is one of the resources found on this island? \_\_\_\_\_
7. **Santa Luzia** – Luke 8:16. What is an important way to guide others? \_\_\_\_\_
8. **Santiago** – 1 Timothy 2:1-2. Who rules the people of some countries? \_\_\_\_\_



# Say What?

Directions: Try to guess the correct meaning of the SiSwati words or phrases.

- |   |   |
|---|---|
| 1. Sawubona [sow-BOH-nah]<br>a. hello<br>b. yellow<br>c. I want to eat some spinach.                        | 6. Ngiyacela [ngee-yah-click-AY-lah]<br>a. house<br>b. please<br>c. Why is my car dirty?                        |
| 2. Yebo [YAY-boh]<br>a. horse<br>b. yes<br>c. purple mushroom   | 7. Ngiyakutsandza [ngee-yah-koo-TSAHN-zah]<br>a. I love you.<br>b. You are cool.<br>c. Small insects are super. |
| 3. Unjani? [oon-JAH-nee]<br>a. What time is it?<br>b. How are you?<br>c. When does the marshmallow explode? | 8. Kunye [GOON-yay]<br>a. 5<br>b. 1<br>c. 6,734   |
| 4. Cha [click-AH]<br>a. no<br>b. maybe<br>c. Mississippi  | 9. Ngikhona [ngee-KOH-nah]<br>a. I am fine.<br>b. I am OK.<br>c. I am a tomato.                                 |
| 5. Gogo [GOH-GOH]<br>a. grandmother<br>b. grandfather<br>c. grand piano                                     | 10. Sala kahle [sah-lah- GAH-thlay]<br>a. Good-bye<br>b. Good day<br>c. My fingernails are cold.                |

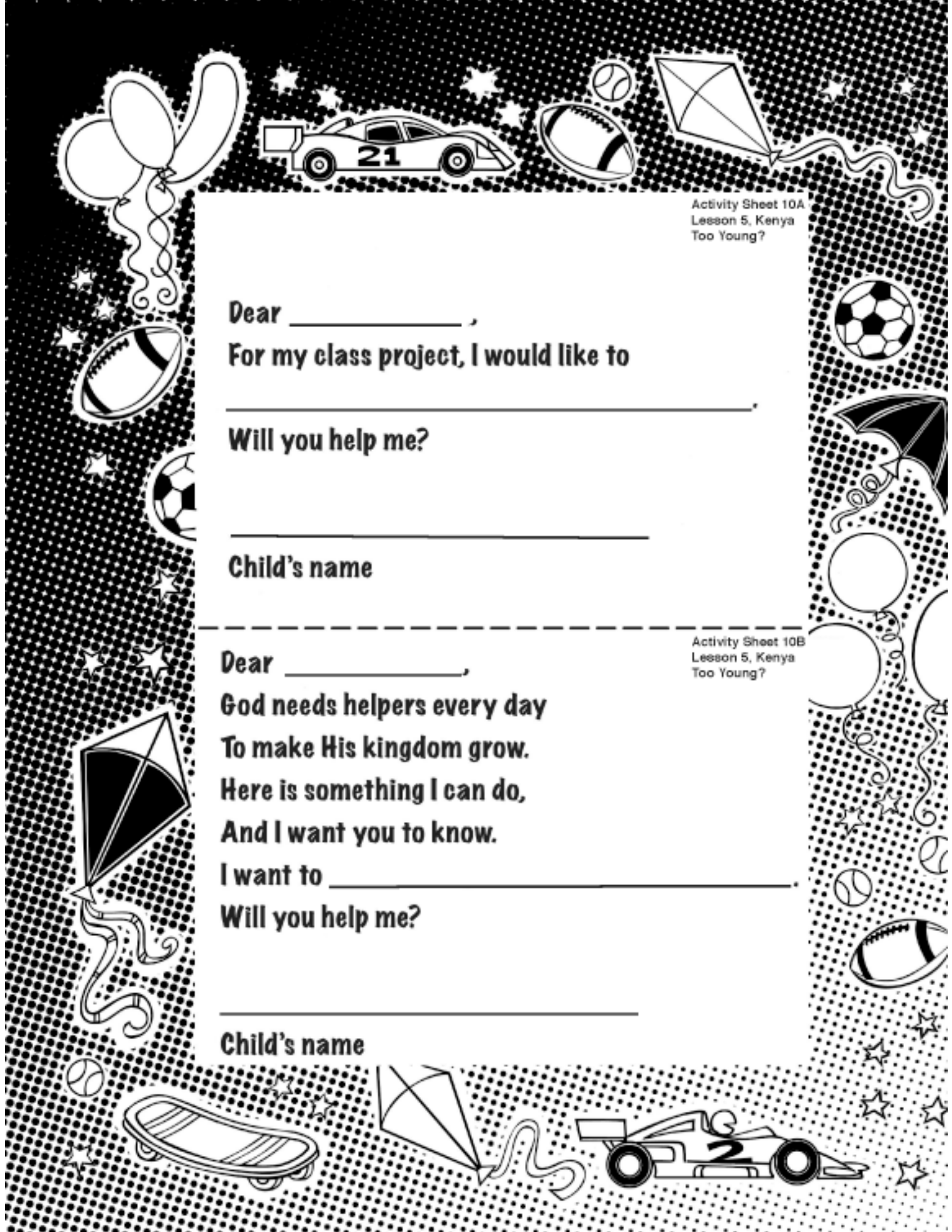
No. 4: This is a hard click, made with your tongue at the top of your mouth.

No. 6: This is a soft click, made with your tongue at the front of your teeth.

No. 10: Make the TH sound by relaxing your tongue on the bottom of your mouth.  
Then blow air through your teeth.

# REMEMBER THE CHILDREN IN ZAMBIA

<b>Garden seeds</b>	<b>Garden seeds</b>	<b>Garden tools</b>	<b>Garden tools</b>
<b>Chickens</b>	<b>Chickens</b>	<b>Goats</b>	<b>Goats</b>
<b>Food</b>	<b>Food</b>	<b>Home</b>	<b>Home</b>
<b>Clothes</b>	<b>Clothes</b>	<b>New family</b>	<b>New family</b>
<b>Prayer</b>	<b>Prayer</b>	<b>Offering</b>	<b>Offering</b>
<b>Crisis Care Kit</b>	<b>Crisis Care Kit</b>	<b>Child Sponsorship</b>	<b>Child Sponsorship</b>

A decorative border surrounds the page, featuring various sports and party items. At the top left are balloons and streamers. Along the top are a race car with the number 21, a football, and a kite. On the left side are a football, a soccer ball, and stars. At the bottom left are a kite, a skateboard, and stars. On the right side are a soccer ball, an umbrella, balloons, and streamers. At the bottom right are stars and a race car with the number 2.

Activity Sheet 10A  
Lesson 5, Kenya  
Too Young?

Dear \_\_\_\_\_,

For my class project, I would like to

\_\_\_\_\_.

Will you help me?

\_\_\_\_\_

Child's name

Activity Sheet 10B  
Lesson 5, Kenya  
Too Young?

Dear \_\_\_\_\_,

God needs helpers every day

To make His kingdom grow.

Here is something I can do,

And I want you to know.

I want to \_\_\_\_\_.

Will you help me?

\_\_\_\_\_

Child's name

# THE NUMBERS GAME

**Directions:** Cut apart the English and Arabic number words.  
Mix them up, and then try to match them correctly.

ONE	WAHID
TWO	ITHININ
THREE	THALATHA
FOUR	ARBA'A
FIVE	KAMISA
SIX	SITA
SEVEN	SABA'A
EIGHT	THAMANIA
NINE	TISA'A
TEN	ASHARA



# FORCED FROM HOME

Begin

Directions: Begin at the family's hut, and find three ways to get to the refugee camp in Uganda.

Home

Bwindi Forest

Lake Victoria









Cattle pasture

Tribal battle

Refugee camp

End

# TWO KINDS OF HOPE

<p>(A huge animal found in Africa. It has two ivory tusks. Côte d'Ivoire is French for Ivory Coast.)</p>  <p><b>ELEPHANT</b></p>	<p>(A disease caused by a mosquito bite. The person suffers from fever and chills.)</p>  <p><b>MALARIA</b></p>	<p>(Pastor of a Nazarene church and a nurse at the Dr. Ron Farris Memorial Health Center.)</p>  <p><b>PASTOR TAKI</b></p>	<p>(Pastor of a Nazarene church and the health center's business manager.)</p>  <p><b>PASTOR MALOULA</b></p>
<p>(A doctor at the Dr. Ron Farris Memorial Health Center.)</p>  <p><b>DR. HELEN KRA</b></p>	<p>(A country on the western coast of the hump of Africa.)</p>  <p><b>CÔTE D'IVOIRE</b></p>	<p>(An insect that can carry the disease known as malaria.)</p>  <p><b>MOSQUITO</b></p>	<p>(A place where the people of Abidjan could receive medical care.)</p>  <p><b>DR. RON FARRIS MEMORIAL HEALTH CENTER</b></p>

**Directions:** Cut apart the cards. Scramble the cards.

Select a card and tell how the person or object relates to the story.



# ***Flying High in Benin***

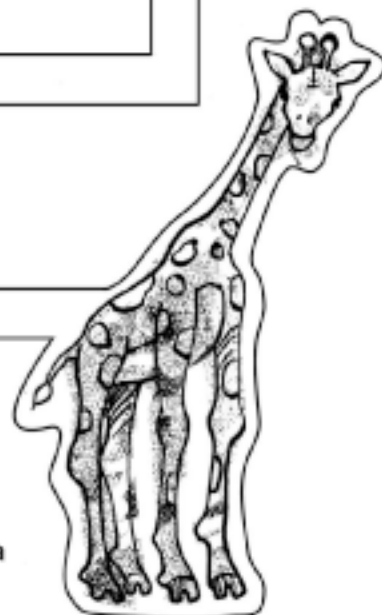



--	--	--



# Going to Camp




**Directions:** Find your way through the maze and color the picture.



**Start**

# Flood Relief

**Directions:** Circle the items you would send to people who survived a terrible disaster.



# LOST CHILDREN

Directions: Find and circle the 15 street kids in the busy Zoma. Then color the picture.



Activity Sheet 23  
Lesson 12, Madagascar  
Lost Children